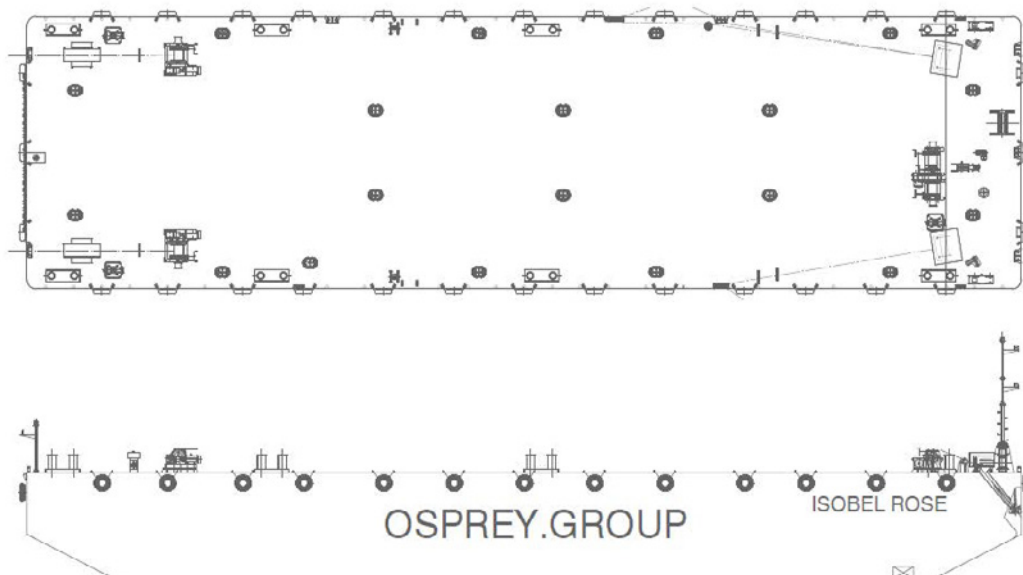


Isobel Rose

TECHNICAL DETAILS

Type of vessel	Flat Top Ballastable Barge	Draught max.	4.88m
Class	ABS	GT/NT	1168 / 350 tons
Trading area	Unrestricted Service	Deck load max	15 ton/m ²
Main dimensions	53.00 x 14.50 x 5.80	Spuds	N/A
Cargo capacity	1554 tons	Electric Winches (Aft)	2 x 80kN
Freeboard min.	0.92m	Hydraulic Winches (Fwd)	2 x 20Te






Details believed to be correct but not guaranteed

Osprey Marine Services BV

c/o Landfall Marine Construction BV
De Schans 38, 2983 GT Ridderkerk, Netherlands

enquiries@ospreyms.nl | +31 10 3138 100

www.ospreyms.nl

 Osprey Group
 @ospreytweets
 @osprey_group

 @ospreygroup
 @ospreygroup
 Osprey Group